

Clearblue®

Pregnancy Test

Digital Ultra Early



For self-testing. Read this leaflet carefully before testing.



Test from
6 days before
your missed period!



If testing early
use first urine
of the day
Otherwise test any time



Don't drink
lots of liquid
before testing



Never hold test with
tip pointing
upwards

1 Take the test

Remove from foil, take off the cap and use immediately. **Either** test in:



your
urine
stream



dip to
here

a collected
urine
sample





Remove the tip from the urine when the stop light BEGINS to flash.

This usually takes about 5 seconds. The light will continue to flash briefly and then switch off. Keep the absorbent tip pointing downward, replace the cap and lay the test stick flat.

2 Wait

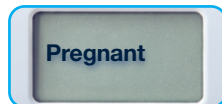
The Smart Countdown will appear on the display and each segment will appear in sequence to show the test is progressing.



If no Smart Countdown appears see 'Test errors'.

3 Read your result

The Smart Countdown will finish in 1-5 minutes and your result will be displayed on screen.



You can be over 99% certain you are pregnant, whenever you test.

See Q1 for more information.



See Q2 for more information.

Questions and answers

1 My result is Pregnant. What should I do?

See your doctor who can advise you on your next steps. It is possible to get a positive result and later find out you are no longer pregnant, see Q6.

A 'Pregnant' result stays on screen for up to 1 month.

2 My result is Not Pregnant. What does this mean?

You may not be pregnant or the level of pregnancy hormone may not yet be high enough to be detected.

Test again in three days' time. If this test gives you a 'Not Pregnant' result and your period is late, see your doctor.

3 How early can I test?

This test can be used from 6 days before your missed period (5 days before you expect your period).

If you get a 'Pregnant' result you can be over 99% certain you are pregnant, no matter when you test.

However, as hormone levels vary from woman to woman, and in early pregnancy can be very low, you may be pregnant but still get a negative result.

The chart below shows the percentage of pregnancies detected in lab testing of early pregnancy urine samples:

Days before missed period	-1	-2	-3	-4	-5	-6
Pregnancies detected	>99%	>99%	>99%	99%	93%	78%

4 How does Clearblue work?

It detects the pregnancy hormone hCG (human Chorionic Gonadotrophin) in urine. Test sensitivity is 10mIU/ml. It's over 99% accurate in laboratory tests from the day you expect your period.

5 Can any medication or medical conditions affect the results?

Always read the manufacturers' instructions for any medication you are taking before testing.

Medications containing hCG, and certain rare medical conditions, can cause false positive results. Ectopic or recent pregnancy, even if not carried to full term, can cause misleading results.

If you are in or approaching the menopause you may obtain a false pregnant result even though you are not pregnant.

The test should **NOT** be affected by hormone therapies containing Clomiphene citrate, common painkillers, alcohol, antibiotics, or the contraceptive pill. If you get any unexpected results you should discuss them with your doctor.

6 I previously tested Pregnant but have tested again and got a negative result, or my period has started. What does this mean?


It is possible to get a positive result and later find out you are no longer pregnant. This is called early pregnancy loss which is sadly not uncommon, affecting around 1 in 4 pregnancies. Happily, most women can go on to have a healthy pregnancy afterwards.

Disposing of your test

CAUTION: contains button batteries. Keep out of the reach of children. If swallowed or placed inside any part of the body, a button battery can cause serious injury. Seek immediate medical attention.

Dispose of the test stick according to the appropriate recycling scheme for electrical equipment. Do not dispose of electrical equipment in fire.

! Test errors




Book error

An error has occurred during testing. It may be that:

- the absorbent tip was not kept pointing downward
- the test was not laid flat after urine was applied
- too much or too little urine was applied to the tip

Test again using a new test, carefully following the instructions.



Blank error

If the Smart Countdown didn't appear after testing or started to run and then the screen went blank, you will need to perform another test. Test again using a new test, carefully following the instructions.

www.clearblue.com

AU 1800 12 50 21 • NZ 0800 27 67 65

Free from landlines, mobiles may be charged. All calls are recorded and may be monitored for quality purposes.

Please have the product, packaging and foil pouches with you when you call.

78% of pregnant results can be detected 6 days before your missed period (5 days before you expect your period).

This IVD digital device meets the emissions and immunity requirements of EN 61326-2-6. The EMC countermeasures employed within the electronic instrument will provide reasonable protection against electromagnetic interference effects likely to be encountered in the home environment. The following preventive warnings apply to EN 61326-2-6 compliant equipment. Use of this instrument in a dry environment, especially if synthetic materials are present (synthetic clothing, carpets etc.) may cause damaging static discharges that may cause erroneous results. Do not use this instrument in close proximity to sources of strong electromagnetic radiation (e.g., mobile phones), as these may interfere with the proper operation.

For self-testing at home. For *in vitro* diagnostic use only. Not for internal use. Do not reuse. Keep out of reach of children.

Store between 2° - 30°C. Allow to reach room temperature for 30 minutes prior to testing if stored refrigerated. Do not use if the foil wrapper is damaged. Do not use after the 'use by' date. Do not disassemble device, recharge or dispose of batteries in fire. Contains small parts. Do not eat any component of this device.

If accidentally swallowed, seek medical attention. Dispose of in accordance with local regulations. Report any injury caused by the use of this product to Clearblue.

LOT	Batch code	IVD	<i>In vitro</i> diagnostic medical device	Manufacturer
Use-by date		Temperature limit	2°C-30°C	Do not re-use

SPD Swiss Precision Diagnostics GmbH (SPD), Route de St Georges 47, 1213 Petit-Lancy, Geneva, Switzerland. Clearblue is a trade mark of SPD. © 2022 SPD. All rights reserved. TGA Sponsor KD&A Pty Ltd, 286 Flinders Street, Adelaide, South Australia, 5000, Australia. 733301.B 04-2022